

Coupling Identification

Determine End Type

Flange Flange Head

Threaded

Determine Thread Type

Straight

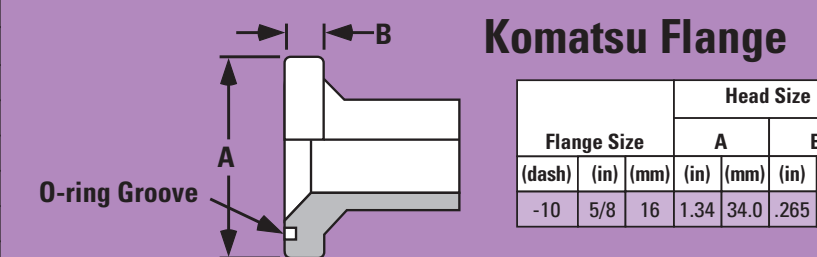
Determine Seat Angle

Tapered

Tapered Thread

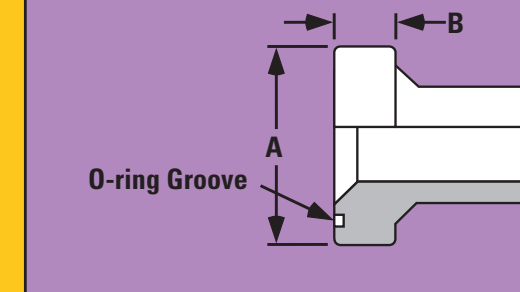
SAE Code 61

Flange Size (dash)	Head Size					
	A (in)	B (in)	A (mm)	B (mm)		
-8	1/2	12	12.7	305	6.7	
-12	3/4	20	1.9	381	205	6.7
-16	1	25	1.75	44.4	315	8.0
-20	1-1/4	32	2.00	50.8	315	8.0
-24	1-1/2	40	2.38	60.3	315	8.0
-32	2	50	2.81	71.4	375	9.5
-40	2-1/2	60	3.31	84.1	375	9.5
-48	3	75	4.00	101.6	375	9.5
-56	3-1/2	88	4.50	114.3	422	11.2
-64	4	100	5.00	127.0	422	11.2



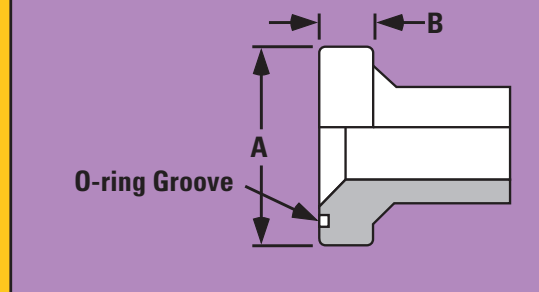
Caterpillar Flange

Flange Size (dash)	Head Size					
	A (in)	B (in)	A (mm)	B (mm)		
-12	3/4	20	1.63	41.3	560	14.2
-16	1	25	1.88	47.6	560	14.2
-20	1-1/4	32	2.13	54.0	560	14.2
-24	1-1/2	40	2.50	63.5	560	14.2
-32	2	50	3.13	79.4	560	14.2



SAE Code 62

Flange Size (dash)	Head Size					
	A (in)	B (in)	A (mm)	B (mm)		
-8	1/2	12	1.25	31.8	305	7.8
-12	3/4	20	1.63	41.4	345	8.8
-16	1	25	1.88	47.8	375	9.5
-20	1-1/4	32	2.12	54.0	405	10.3
-24	1-1/2	40	2.50	63.5	495	12.6
-32	2	50	3.13	79.4	495	12.6



National Pipe Tapered Fuel (NPTF)

Dash Size (dash)	Inch Size (in)	Thread Size (in-TPF)	Female Thread Inside Diameter (in)	Male Thread Outside Diameter (in)		
-2	1/8	1/8-27	8.7	0.34	10.3	0.41
-4	1/4	1/4-18	11.9	0.47	14.3	0.56
-6	3/8	3/8-18	15.1	0.59	17.5	0.69
-8	1/2	1/2-14	18.3	0.72	21.4	0.84
-12	3/4	3/4-14	23.8	0.94	27.0	1.06
-16	1	1-11/2	30.2	1.19	33.3	1.31
-20	1-1/4	1-11/2	38.9	1.53	42.9	1.89
-24	1-1/2	1-11/2	44.5	1.75	48.4	1.91
-32	2	2-11/2	57.2	2.25	60.3	2.38
-40	2-1/2	2-11/2	68.5	2.70	73.0	2.87
-48	3	3-8	84.3	3.32	88.9	3.50

JIS Tapered Pipe and British Standard Pipe Tapered (BSPT)

Dash Size (dash)	Inch Size (in)	Thread Size (in-TPF)	Female Thread Inside Diameter (in)	Male Thread Outside Diameter (in)		
-2	1/8	1/8-28	8.7	0.34	9.5	0.38
-4	1/4	1/4-19	11.1	0.44	13.5	0.53
-6	3/8	3/8-19	15.1	0.59	16.7	0.66
-8	1/2	1/2-14	18.3	0.72	20.6	0.81
-10	5/8	5/8-14	20.6	0.81	23.0	0.91
-12	3/4	3/4-14	23.8	0.94	26.2	1.03
-16	1	1-11	30.2	1.19	33.3	1.31
-20	1-1/4	1-11/4	38.9	1.53	42.1	1.66
-24	1-1/2	1-1/2-11	45.2	1.78	47.6	1.88
-32	2	2-11	56.4	2.22	59.5	2.34

JIC 37° Flare

Dash Size (dash)	Inch Size (in)	Thread Size (in-TPF)	Female Thread Inside Diameter (in)	Male Thread Outside Diameter (in)		
-2	1/8	5/16-24	6.9	0.27	7.8	0.31
-3	3/16	3/8-24	8.5	0.34	9.4	0.37
-4	1/4	7/16-20	9.9	0.39	11.2	0.44
-5	5/16	1/2-20	11.5	0.45	12.6	0.49
-6	3/8	9/16-18	12.9	0.51	14.1	0.56
-8	1/2	3/4-16	17.5	0.69	18.9	0.74
-10	5/8	7/8-14	19.9	0.77	21.7	0.87
-12	3/4	1-12	21.3	0.83	23.1	0.91
-14	7/8	1-3/8-12	28.1	1.11	30.0	1.18
-16	1	1-5/8-12	31.3	1.23	33.1	1.31
-20	1-1/4	1-5/8-12	39.2	1.54	41.1	1.62
-24	1-1/2	1-7/8-12	45.6	1.79	47.4	1.87
-32	2	2-1/2-12	61.4	2.42	63.3	2.49

Determine Seat Type (Flare or Cone)

JIS 30° Flare

Dash Size (dash)	Inch Size (in)	Thread Size (in-TPF)	Female Thread Inside Diameter (in)	Male Thread Outside Diameter (in)		
-2	1/8	1/8-28	8.7	0.34	9.5	0.38
-4	1/4	1/4-19	11.1	0.47	13.5	0.53
-6	3/8	3/8-19	15.1	0.59	16.7	0.66
-8	1/2	1/2-14	18.3	0.72	20.6	0.81
-10	5/8	5/8-14	20.6	0.81	23.0	0.91
-12	3/4	3/4-14	23.8	0.94	26.2	1.03
-16	1	1-11	30.2	1.19	33.3	1.31
-20	1-1/4	1-11/4	38.9	1.53	42.1	1.66
-24	1-1/2	1-11/2-11	45.2	1.78	47.6	1.88
-32	2	2-11	56.4	2.22	59.5	2.34

JIS Metric 30° Flare

Metric Thread (dia x pitch)	Female Thread Inside Diameter (mm)	Male Thread Outside Diameter (mm)		
M14 x 1.5	12.5	0.49	14.0	0.55
M18 x 1.5	16.5	0.65	18.0	0.71
M22 x 1.5	20.5	0.81	22.0	0.87
M26 x 1.5	24.5	0.99	26.0	1.04
M30 x 1.5	28.5	1.12	30.0	1.18
M33 x 1.5	31.5	1.24	33.0	1.30
M36 x 1.5	34.5	1.36	36.0	1.42
M42 x 1.5	40.5	1.59	42.0	1.65

DIN 60° Cone

Metric Thread (dia x pitch)	Female Thread Inside Diameter (mm)	Male Thread Outside Diameter (mm)	Tube Outside Dia. (in)	
M12 x 1.5	10.5	0.41	6	0.24
M14 x 1.5	12.5	0.49	14	0.55
M18 x 1.5	16.5	0.65	18	0.71
M22 x 1.5	20.5	0.81	22	0.87
M26 x 1.5	24.5	0.99	26	1.04
M30 x 1.5	28.5	1.12	30	1.18
M33 x 1.5	31.5	1.24	33	1.30
M36 x 1.5	34.5	1.36	36	1.42
M42 x 1.5	40.5	1.59	42	1.65

BSPP Cone and JIS 60° Cone

Dash Size (dash)	Inch Size (in)	Thread Size (in-TPF)	Female Thread Inside Diameter (in)	Male Thread Outside Diameter (in)		
-2	1/8	1/8-28	8.7	0.34	9.5	0.38
-4	1/4	1/4-19	11.1	0.44	13.5	0.53
-6	3/8	3/8-19	15.1	0.59	16.7	0.66
-8	1/2	1/2-14	18.3	0.72	20.6	0.81
-10	5/8	5/8-14	20.6	0.81	23.0	0.91
-12	3/4	3/4-14	23.8	0.94	26.2	1.03
-16	1	1-11	30.2	1.19	33.3	1.31
-20	1-1/4	1-11/4	38.9	1.53	42.1	1.66
-24	1-1/2	1-11/2-11	45.2	1.78	47.6	1.88
-32	2	2-11	56.4	2.22	59.5	2.34

National Pipe Straight Mechanical (NPSM) Cone

Dash Size (dash)	Inch Size (in)	Thread Size (in-TPF)	Female Thread Inside Diameter (in)	Male Thread Outside Diameter (in)		
-2	1/8	1/8-27	8.7	0.34	10.3	0.41
-4	1/4	1/4-18	11.9	0.47	14.3	0.56
-6	3/8	3/8-18	15.1	0.59	17.5	0.69
-8	1/2	1/2-14	18.3	0.72	21.4	0.84
-12	3/4	3/4-14	23.8	0.94	27.0	1.06
-16	1	1-11/2	30.2	1.19	33.3	1.31
-20	1-1/4	1-11/4	38.9	1.53	42.1	1.66
-24	1-1/2	1-11/2-11	45.2	1.78	47.6	1.88
-32	2	2-11/2	57.2	2.25	60.3	2.38

SAE Straight Thread O-Ring Boss (STOR)

Dash Size (dash)	Inch Size (in)	Thread Size (in-TPF)	Female Thread Inside Diameter (in)	Male Thread Outside Diameter (in)		
-2	1/8	5/16-24	6.9	0.27	7.8	0.31
-3	3/16	3/8-24	8.5	0.34	9.4	0.37
-4	1/4	7/16-20	9.9	0.39	11.2	0.44
-5	5/16	1/2-20	11.5	0.45	12.6	0.49
-6	3/8	9/16-18	12.9	0.51	14.1	0.56
-8	1/2	3/4-16	17.5	0.69	18.9	0.74
-10	5/8	7/8-14	20.5	0.81	22.1	0.87
-12	3/4	1-12	24.3	0.98	26.9	1.06
-14	7/8	1-3/8-12	28.1	1.11	30.0	1.18
-16	1	1-5/8-12	31.3	1.23	33.1	1.31
-20	1-1/4	1-5/8-12	39.2	1.54	41.1	1.62
-24	1-1/2	1-7/8-12	45.6	1.79	47.4	1.87
-32	2	2-1/2-12	61.4	2.42	63.3	2.49

O-Ring Face Seal (ORFS)

Dash Size (dash)	Inch Size (in)	Thread Size (in-TPF)	Female Thread Inside Diameter (in)	Male Thread Outside Diameter (in)		
-2	1/8	5/16-24	6.9	0.27	7.8	0.31
-3	3/16	3/8-24	8.5	0.34	9.4	0.37
-4	1/4	7/16-20	9.9	0.39	11.2	0.44
-5	5/16	1/2-20	11.4	0.45	12.7	0.50
-6	3/8	9/16-18	14.2	0.56	15.7	0.62
-7	7/16	11/16-16	15.7	0.62	17.3	0.68
-8	1/2	3/4-16	17.0	0.68	19.0	0.75
-10	5/8	7/8-14	20.3	0.80	22.3	0.88
-12	3/4	1-12	21.3	0.83	23.1	0.91
-14	7/8	1-3/8-12	28.1	1.11	30.0	1.18
-16	1	1-5/8-12	34.4	1.36	36.3	1.43
-20	1-1/4	1-5/8-12	40.8	1.61	42.7	1.68
-24	1-1/2	2-12	48.7	1.92	50.6	1.99

SAE 45° Inverted Flare

Dash Size (dash)	Inch Size (in)	Thread Size (in-TPF)	Female Thread Inside Diameter (in)	Male Thread Outside Diameter (in)		
-2	1/8	5/16-28	6.9	0.27	7.9	0.31
-3	3/16	3/8-24	8.6	0.34	9.6	0.38
-4	1/4	7/16-24	9.9	0.39	11.2	0.44
-5	5/16	1/2-20	11.4	0.45	12.7	0.50
-6	3/8	9/16-18	14.2	0.56	15.7	0.62
-7	7/16	11/16-18	15.7	0.62	17.3	0.68
-8	1/2	3/4-18	17.0	0.68	19.0	0.75
-10	5/8	7/8-18	20.3	0.80	22.3	0.88
-12	3/4	1-16	21.3	0.83	23.9	0.96

*42° angle for machined male adapters.

SAE 45° Flare

Dash Size (dash)	Inch Size (in)	Thread Size (in-TPF)	Female Thread Inside Diameter (in)	Male Thread Outside Diameter (in)		
-2	1/8	5/16-24	6.9	0.27	7.9	0.31
-3	3/16	3/8-24	8.6	0.34	9.6	0.38
-4	1/4	7/16-20	9.9	0.39	11.2	0.44
-5	5/16	1/2-20	11.4	0.45	12.7	0.50
-6	3/8	9/16-18	14.2	0.56	15.7	0.62
-7	7/16	11/16-16	15.7	0.62	17.3	0.68
-8	1/2	3/4-16	17.0	0.68	19.0	0.75
-10	5/8	7/8-14	20.3	0.80	22.3	0.88
-12	3/4	1-16	21.3	0.83	23.9	0.96
-14	7/8	1-1/4-12	28.1	1.11	31.7	1.25
-16	1	1-3/8-12	32.5	1.28	35.0	1.38